

**FINANCIAL STATEMENTS (UN-AUDITED)
OF
INTERNATIONAL LEASING AND FINANCIAL SERVICES LIMITED
as on March 31, 2021**

INTERNATIONAL LEASING AND FINANCIAL SERVICES LIMITED AND ITS SUBSIDIARIES
Consolidated Balance Sheet (un-audited)
as on March 31, 2021

		(Figures in BDT)	
	<u>Notes</u>	<u>Mar. 31, 2021</u>	<u>Dec. 31, 2020</u>
PROPERTY AND ASSETS			
Cash	3(a)	1,100,561	801,222
In hand (including foreign currencies)		159,389	71,904
Balance with Bangladesh Bank and its agent bank (s) (including foreign currencies)		941,172	729,318
Balance with banks and other financial institutions	4(a)	3,403,065,426	3,380,870,424
In Bangladesh		3,403,065,426	3,380,870,424
Outside Bangladesh		-	-
Money at call and short notice		-	-
Investments	5(a)	609,547,896	640,419,166
Government		300,000	300,000
Others		609,247,896	640,119,166
Leases, loans and advances	6(a)	41,240,408,364	41,287,227,558
Leases		1,648,208,702	1,666,022,336
Loans, cash credits, overdrafts, etc.		39,592,199,662	39,621,205,222
Fixed assets including premises, furniture and fixtures	7(a)	36,675,282	45,552,723
Intangible Asset	7.1 (a)	1	1
Other assets	8(a)	1,204,301,917	1,202,599,317
Non - financial institutional assets		-	-
Total assets		46,495,099,447	46,557,470,411
LIABILITIES AND CAPITAL			
Liabilities			
Borrowing from banks, other financial institutions and agents	9(a)	12,219,488,130	12,290,310,354
Deposits and other accounts		26,661,181,351	26,485,745,481
Term deposits	10.1(a)	26,057,697,782	25,881,045,730
Other deposits	10.2	603,483,569	604,699,751
Other liabilities	11(a)	40,278,961,220	39,928,844,017
Total liabilities		79,159,630,701	78,704,899,852
Capital / Shareholders' equity		(32,664,552,554)	(32,147,449,393)
Paid-up capital	12.2	2,218,102,460	2,218,102,460
Statutory reserve	13	456,184,825	456,184,825
Retained earnings/surplus	14(a)	(35,338,839,839)	(34,821,736,678)
Non-controlling / minority interest	15	21,300	19,952
Total liabilities and Shareholders' equity		46,495,099,447	46,557,470,411
Net asset value per share	16(a)	(147.26)	(144.93)





(Figures in BDT)

	<u>Notes</u>	<u>Mar. 31, 2021</u>	<u>Dec. 31, 2020</u>
CONSOLIDATED OFF-BALANCE SHEET ITEMS			
Contingent liabilities	17	500,000,000	500,000,000
Acceptances and endorsements		-	-
Letters of guarantee	17.1	500,000,000	500,000,000
Other commitments		-	-
Total Off-Balance Sheet items including contingent liabilities		500,000,000	500,000,000

The annexed notes form an integral part of these financial statements.
Signed in terms of our separate report of even date

				
CFO(CC)	Company Secretary(CC)	Managing Director(CC)	Director	Chairman

INTERNATIONAL LEASING AND FINANCIAL SERVICES LIMITED AND ITS SUBSIDIARIES
Consolidated Profit and Loss Account (un-audited)
For the period ended March 31, 2021

	<u>Notes</u>	<u>Jan- Mar 2021</u>	<u>Jan-Mar 2020</u>
OPERATING INCOME			
Interest income	19(a)	84,422,121	18,707,520
Interest expense on deposits and borrowings etc.	20(a)	(735,513,371)	(954,663,520)
Net interest income		(651,091,250)	(935,956,000)
Investment income	21(a)	64,102,023	2,489,160
Commission, fees, exchange and brokerage	22(a)	30,450,755	20,821,544
Other operating income	23(a)	47,954	110,021
Total operating income (A)		(556,490,518)	(912,535,275)
OPERATING EXPENSES			
Salaries and allowances	24(a)	26,079,580	28,857,660
Rent, taxes, insurance & electricity	25(a)	3,088,476	3,400,500
Legal expenses	26(a)	1,298,058	10,101,274
Postage, stamp & telecommunication	27(a)	670,020	615,958
Stationery, printing & advertisements	28(a)	412,184	94,905
Managing Director's salary and benefits	29	225,807	-
Directors' fees & meeting expenses	30(a)	6,400	52,800
Auditors' fees	31(a)	156,136	122,916
Depreciation, amortization & repair of assets	32(a)	9,396,019	11,833,893
Other expenses	33(a)	6,200,495	4,109,212
Total operating expenses (B)		47,533,175	59,189,118
Profit before provision & tax (C=A-B)		(604,023,693)	(971,724,393)
Provision against leases, loans and advances	34(a)	(96,600,000)	-
Provision for diminution in value of investments	35(a)	5,817,277	1,608,704
Total provision (D)		(90,782,723)	1,608,704
Total profit before tax (C-D)		(513,240,970)	(973,333,097)
Provision for tax	36(a)	3,860,843	6,626,162
Net profit after tax		(517,101,813)	(979,959,259)
Non-controlling / minority interest		1,348	(93)
Net profit attributable to shareholders of the Company		(517,103,161)	(979,959,166)
Earnings per share (EPS)	37(a)	(2.33)	(4.42)

 CFO(CC)
 Company Secretary(CC)
 Managing Director(CC)

 Director
 Chairman

INTERNATIONAL LEASING AND FINANCIAL SERVICES LIMITED AND ITS SUBSIDIARIES
Consolidated Cash Flow Statement (un-audited)
For the period ended March 31, 2021

(Figures in BDT)

	<u>Jan- Mar 2021</u>	<u>Jan- Mar 2020</u>
A) Cash flows from operating activities		
Interest receipts in cash	79,930,885	414,303,577
Interest payments	(331,144,822)	(1,132,974,214)
Dividend receipts	1,403,742	1,990,268
Fees, commission & brokerage receipts in cash	30,450,755	20,821,544
Recoveries of loans previously written off	200,000	300,000
Cash payments to employees	(26,305,387)	(28,857,660)
Income taxes paid	(2,500,767)	(6,357,212)
Receipts from other operating activities	47,954	110,021
Payments for other operating activities	(12,695,148)	(19,351,668)
Cash generated from/(used in) operating activities before changes in operating assets and liabilities	<u>(260,612,788)</u>	<u>(750,015,344)</u>
Increase / (decrease) in operating assets and liabilities		
Leases, loans and advances to banks and other FIs	-	-
Leases, loans and advances to customers	90,171,011	152,156,523
Other assets	798,167	(53,367,279)
Deposits from other banks / borrowings	148,282,326	(961,040,437)
Deposits from customers	28,369,726	(42,996,168)
Other liabilities account of customers	(1,216,182)	(616,746)
Other liabilities	(6,390,047)	292,667,491
Net Increase / (decrease) in operating assets and liabilities	<u>260,015,002</u>	<u>(613,196,616)</u>
Net cash from/(used in) operating activities	<u>(597,786)</u>	<u>(1,363,211,960)</u>
B) Cash flows from investing activities		
Proceeds from sale of securities	75,719,505	15,948,995
Payments for purchases of securities	17,850,046	1,681,672
Net change against purchase/sale of fixed assets	344,800	(9,368,472)
Receipts/(Payments) against lease obligation	-	-
Net cash from/(used in) investing activities	<u>93,914,351</u>	<u>8,262,195</u>
C) Cash flows from financing activities		
Receipts of long term loan	(115,695,101)	(79,611,650)
Repayment of long term loan	1,362,384	262,275,448
Net draw down/(payment) of short term loan	43,510,493	236,576,603
Dividend paid	-	-
Net Cash from/(used in) financing activities	<u>(70,822,224)</u>	<u>419,240,401</u>
D) Net increase / (decrease) in cash and cash equivalents (A+ B + C)	<u>22,494,341</u>	<u>(935,709,364)</u>
E) Effects of exchange rate changes on cash and cash equivalents	-	-
F) Cash and cash equivalents at beginning of the period	<u>3,381,671,646</u>	<u>4,024,020,955</u>
G) Cash and cash equivalents at end of the period (D+E+F)	<u>3,404,165,987</u>	<u>3,088,311,591</u>
Cash and cash equivalents at end of the period represents		
Cash in hand (including foreign currencies)	159,389	204,226
Balance with Bangladesh Bank and its agent bank (s) (including foreign currencies)	941,172	209,889
Balance with banks and other financial institutions {notes 4 (a)}	3,403,065,426	3,087,897,476
Total Cash and cash equivalents as of Jun 30	<u>3,404,165,987</u>	<u>3,088,311,591</u>
Net Operating Cash Flows Per Share (NOCFPS)	(0.00)	(6.15)

 CFO(CC)
 Company Secretary(CC)
 Managing Director(CC)

 Director
 Chairman

INTERNATIONAL LEASING AND FINANCIAL SERVICES LIMITED AND ITS SUBSIDIARIES
Consolidated Statement of Changes in Shareholders' Equity (un-audited)
For the period ended March 31, 2021

(Figures in BDT)


Particulars	Paid-up Capital	Statutory Reserve	Retained Earnings	Total	Non-controlling / minority interest	Total
Balance as at January 01, 2021	2,218,102,460	456,184,825	(34,821,736,678)	(32,147,449,393)	19,952	(32,147,429,441)
Stock dividend for the year 2020	-	-	-	-	-	-
Profit transferred to reserve	-	-	-	-	-	-
Retained surplus for the period from Jan to Mar, 2021	-	-	(517,103,161)	(517,103,161)	1,348	(517,101,813)
Balance as at March 31, 2021	2,218,102,460	456,184,825	(35,338,839,839)	(32,664,552,554)	21,300	(32,664,531,254)
Balance as at January 01, 2020	2,218,102,460	456,184,825	(27,879,477,359)	(25,205,190,074)	19,531	(25,205,170,543)
Stock dividend for the year 2019	-	-	-	-	-	-
Profit transferred to reserve	-	-	-	-	-	-
Retained surplus for the period from Jan to Mar, 2020	-	-	(979,959,166)	(979,959,166)	(93)	(979,959,259)
Balance as at March 31, 2020	2,218,102,460	456,184,825	(28,859,436,525)	(26,185,149,240)	19,438	(26,185,129,802)


CFO(CC)


Company Secretary(CC)


Managing Director(CC)


Director


Chairman

INTERNATIONAL LEASING AND FINANCIAL SERVICES LIMITED
Statement of Balance Sheet (un-audited)
as on March 31, 2021

		(Figures in BDT)	
Notes	Mar. 31, 2021	Dec. 31, 2020	
PROPERTY AND ASSETS			
Cash	3	1,069,778	781,252
In hand (including foreign currencies)	3.1	128,606	51,934
Balance with Bangladesh Bank and its agent bank (s) (including foreign currencies)	3.2	941,172	729,318
Balance with banks and other financial institutions	4	3,172,625,862	3,173,822,712
In Bangladesh	4.1	3,172,625,862	3,173,822,712
Outside Bangladesh		-	-
Money at call and short notice		-	-
Investments	5	30,579,440	12,694,110
Government	5(i)	300,000	300,000
Others	5(ii)	30,279,440	12,394,110
Leases, loans and advances	6	40,299,656,887	40,393,001,609
Leases	6.1.1	1,648,208,702	1,666,022,336
Loans, cash credits, overdrafts, etc.	6.1.2	38,651,448,185	38,726,979,273
Fixed assets including premises, furniture and fixtures	7	31,862,226	40,112,508
Intangible Asset		1	1
Other assets	8	2,424,419,726	2,354,395,676
Non - financial institutional assets		-	-
Total assets		45,960,213,920	45,974,807,868
LIABILITIES AND CAPITAL			
Liabilities			
Borrowing from banks, other financial institutions and agents	9	11,874,822,956	11,698,464,502
Deposits and other accounts	10	26,847,887,851	26,825,734,307
Term deposits	10.1	26,244,404,282	26,221,034,556
Other deposits	10.2	603,483,569	604,699,751
Other liabilities	11	39,923,157,322	39,579,083,342
Total liabilities		78,645,868,129	78,103,282,151
Capital / Shareholders' equity		(32,685,654,209)	(32,128,474,283)
Paid-up capital	12.2	2,218,102,460	2,218,102,460
Statutory reserve	13	456,184,825	456,184,825
Retained earnings/surplus	14	(35,359,941,494)	(34,802,761,568)
Total liabilities and Shareholders' equity		45,960,213,920	45,974,807,868
Net asset value per share	16	(147.36)	(144.85)

Handwritten signatures and initials at the bottom of the page.

(Figures in BDT)

OFF-BALANCE SHEET ITEMS

	<u>Notes</u>	<u>Mar. 31, 2021</u>	<u>Dec. 31, 2020</u>
Contingent liabilities	17	500,000,000	500,000,000
Acceptances and endorsements		-	-
Letters of guarantee	17.1	500,000,000	500,000,000
Other commitments		-	-
Total Off-Balance Sheet items including contingent liabilities		<u><u>500,000,000</u></u>	<u><u>500,000,000</u></u>

The annexed notes form an integral part of these financial statements.
Signed in terms of our separate report of even date






  
CFO(CC) Company Secretary(CC) Managing Director(CC)


Director


Chairman

INTERNATIONAL LEASING AND FINANCIAL SERVICES LIMITED
Statement of Profit and Loss Account
(Un-audited)
For the period ended March 31, 2021

	<u>Notes</u>	<u>Jan- Mar 2021</u>	<u>Jan-Mar 2020</u>
OPERATING INCOME			
Interest income	19	242,754,501	179,707,099
Interest expense on deposits and borrowings etc.	20	(862,682,433)	(1,084,416,058)
Net interest income		(619,927,932)	(904,708,959)
Investment income	21	676,761	(2,313,547)
Commission, fees, exchange and brokerage	22	11,514	250,000
Other operating income	23	2,500	-
Total operating income (A)		(619,237,157)	(906,772,506)
OPERATING EXPENSES			
Salaries and allowances	24	16,258,982	18,432,287
Rent, taxes, insurance & electricity	25	685,331	478,774
Legal expenses	26	1,257,308	10,101,274
Postage, stamp & telecommunication	27	430,501	356,070
Stationery, printing & advertisements	28	336,929	19,546
Managing Director's salary and benefits	29	225,807	-
Directors' fees & meeting expenses	30	26,400	52,800
Auditors' fees	31	115,000	86,250
Depreciation, amortization & repair of assets	32	8,701,789	11,031,468
Other expenses	33	4,439,988	2,100,195
Total operating expenses (B)		32,478,035	42,658,664
Profit before provision & tax (C=A-B)		(651,715,192)	(949,431,170)
Provision against leases, loans and advances	34	(96,600,000)	-
Provision for diminution in value of investments	35	4,857,114	(1,501,185)
Total provision (D)		(91,742,886)	(1,501,185)
Total profit before tax (C-D)		(559,972,306)	(947,929,985)
Provision for tax	36	(2,792,380)	704,006
Net profit after tax		(557,179,926)	(948,633,991)
Earnings per share (EPS)	37	(2.51)	(4.28)

 CFO(CC)
 Company Secretary(CC)
 Managing Director(CC)
 Director
 Chairman

INTERNATIONAL LEASING AND FINANCIAL SERVICES LIMITED

Cash Flow Statement (un-audited)

For the period ended March 31, 2021

(Figures in BDT)

	<u>Jan- Mar 2021</u>	<u>Jan- Mar 2020</u>
A) Cash flows from operating activities		
Interest receipts in cash	260,492,758	634,052,353
Interest payments	(458,313,884)	(906,105,364)
Dividend receipts	49,647	205,907
Fees and commission receipts in cash	11,514	250,000
Recoveries of loans previously written off	200,000	300,000
Cash payments to employees	(16,484,789)	(18,432,287)
Income taxes paid	(1,762,659)	(6,245,220)
Receipts from other operating activities	2,500	-
Payments for other operating activities	(8,087,765)	(14,007,639)
Cash generated from/(used in) operating activities before changes in operating assets and liabilities	<u>(223,892,678)</u>	<u>(309,982,250)</u>
Increase / (decrease) in operating assets and liabilities		
Leases, loans and advances to banks and other FIs	-	-
Leases, loans and advances to customers	112,875,010	100,696,177
Other assets	(68,261,391)	(42,287,691)
Deposits from other banks / borrowings	(5,000,000)	(950,000,000)
Deposits from customers	28,369,726	(42,996,168)
Other liabilities account of customers	(1,216,182)	(616,746)
Other liabilities	(3,227,848)	4,955,850
Net Increase / (decrease) in operating assets and liabilities	<u>63,539,315</u>	<u>(930,248,578)</u>
Net cash from/(used in) operating activities	<u>(160,353,363)</u>	<u>(1,240,230,828)</u>
B) Cash flows from investing activities		
Proceeds from sale of securities	13,021,224	15,450,103
Payments for purchases of securities	(30,279,440)	(7,212,058)
Net change against purchase/sale of fixed assets	344,801	(8,842,624)
Receipts against lease obligation	-	-
Net cash from/(used in) investing activities	<u>(16,913,415)</u>	<u>(604,579)</u>
C) Cash flows from financing activities		
Receipts of long term loan	131,485,577	(116,169,975)
Repayment of long term loan	1,362,384	262,275,448
Net draw down/(payment) of short term loan	43,510,493	236,576,603
Dividend paid	-	-
Net Cash from/(used in) financing activities	<u>176,358,454</u>	<u>382,682,076</u>
D) Net increase / (decrease) in cash and cash equivalents (A+ B + C)	<u>(908,324)</u>	<u>(858,153,331)</u>
E) Effects of exchange rate changes on cash and cash equivalents	-	-
F) Cash and cash equivalents at beginning of the period	<u>3,174,603,964</u>	<u>3,836,868,895</u>
G) Cash and cash equivalents at end of the period (D+E+F)	<u>3,173,695,640</u>	<u>2,978,715,564</u>
Cash and cash equivalents at end of the period represents		
Cash in hand (including foreign currencies)	128,606	168,783
Balance with Bangladesh Bank and its agent bank (s) (including foreign currencies)	941,172	209,889
Balance with banks and other financial institutions {notes 4 (1)}	3,172,625,862	2,978,336,892
Total Cash and cash equivalents as of Jun 30	<u>3,173,695,640</u>	<u>2,978,715,564</u>
Net Operating Cash Flows Per Share (NOCFPS)	(0.72)	(5.59)

 CFO(CC)
  Company Secretary (CC)
  Managing Director(CC)
  Director
  Chairman

INTERNATIONAL LEASING AND FINANCIAL SERVICES LIMITED
Statement of Changes in Shareholders' Equity (un-audited)
For the period ended March 31, 2021

(Figures in BDT)

Particulars	Paid-up Capital	Statutory Reserve	Retained Earnings	Total
Balance as at January 01, 2021	2,218,102,460	456,184,825	(34,802,761,568)	(32,128,474,283)
Stock dividend for the year 2020	-	-	-	-
Profit transferred to reserve	-	-	-	-
Retained surplus for the period from Jan to Mar - 2021	-	-	(557,179,926)	(557,179,926)
Balance as at March 31, 2021	2,218,102,460	456,184,825	(35,359,941,494)	(32,685,654,209)
Balance as at January 01, 2020	2,218,102,460	456,184,825	(27,985,168,373)	(25,310,881,088)
Stock dividend for the year 2019	-	-	-	-
Profit transferred to reserve	-	-	-	-
Retained surplus for the period from Jan to Mar - 2020	-	-	(948,633,991)	(948,633,991)
Balance as at March 31, 2020	2,218,102,460	456,184,825	(28,933,802,364)	(26,259,515,079)


CFO(CC)


Company Secretary(CC)


Managing Director(CC)


Director


Chairman

International Leasing & Financial Services Limited

Selected Explanatory Notes

As at and for the period ended March 31, 2021

1. Reporting Entity

International Leasing & Financial Services Limited is one of the leading Non Banking Financial Institutions, known for its diversified financial services. The company was incorporated in the year 1996 as a Public Limited Company under the Companies Act, 1994 and licensed by Bangladesh Bank under the Financial Institutions Act, 1993

2. Basis of Preparation

These financial statements are being prepared in condensed form in accordance with the requirements of International Accounting Standard (IAS-34) 'Interim Financial Reporting' Securities and Exchange Rules 1987, Regulations issued by Bangladesh Bank and other applicable laws and regulations.

2.1 Accounting Policies

The accounting policies and method of computation adopted for the preparation of these interim financial statements are the same as those applied in preparation of annual financial statements for the year ended December 31, 2020.

2.2 Approval of the report

These financial statements for the period ended March 31, 2021 were approved by the Board of Directors on November 17, 2021.

2.3 General

The financial statements for the period ended March 31, 2021 is un-audited. The comparative figures have been restated and rearranged whenever considered necessary to ensure comparability with the current financial statements. Figures are rounded-off to the nearest integer.



INTERNATIONAL LEASING AND FINANCIAL SERVICES LIMITED

Selected explanatory notes to the Consolidated Financial Statements (Unaudited) as at and for the 1st quarter ended 31 March, 2021

1 Composition of Shareholders' Equity as on 31-03-2021:

<u>Particulars</u>	<u>Number of Shares</u>	<u>Face value</u>	<u>Taka</u>
Paid up capital	221,810,246	10	2,218,102,460
Share premium			-
preference share			-
Statutory reserve			456,184,825
Other reserve/Assets revaluation reserve			-
Retained earnings			(35,277,234,813)
Non-controlling interest			21,300
Total shareholders' equity			(32,602,926,228)

Date of issue & other information:

<u>Date</u>	<u>Types of Paid up Capital</u>	<u>No. of Shares</u>	<u>Face Value Per Share</u>	<u>Taka</u>
15-Jan-96	As per MOA & AOA	7	100	700
17-Mar-96	Allotment	10,000	100	1,000,000
24-Nov-96	Allotment	589,993	100	58,999,300
22-Sep-98	Bonus Shares	90,000	100	9,000,000
22-Jun-99	Bonus Shares	138,000	100	13,800,000
29-May-03	Bonus Shares	107,640	100	10,764,000
16-Jun-04	Bonus Shares	327,474	100	32,747,400
12-Jun-05	Bonus Shares	315,778	100	31,577,800
5-Jul-06	Bonus Shares	221,108	100	22,110,800
2-Sep-07	IPO Shares	500,000	100	50,000,000
25-May-08	Bonus Shares	230,000	100	23,000,000
31-May-09	Bonus Shares	379,500	100	37,950,000
27-Jun-10	Bonus Shares	2,182,125	100	218,212,500
30-Mar-11	Bonus Shares	3,054,975	100	305,497,500
20-Oct-11	Rights Shares	8,146,600	100	814,660,000
	Before Split	16,293,200		1,629,320,000
	After Split	162,932,000	10	1,629,320,000
10-May-12	Bonus Shares	8,146,600	10	81,466,000
26-May-16	Bonus Shares	8,553,930	10	85,539,300
15-Jun-17	Bonus Shares	8,981,626	10	89,816,260
28-Jun-18	Bonus Shares	22,633,698	10	226,336,980
22-Aug-19	Bonus Shares	10,562,392	10	105,623,920
Total		221,810,246		2,218,102,460

2 Net Asset Value per share (NAV):

Total Shareholders' equity
Number of shares outstanding
NAV per share
NAV per share (Restated)

Amount in Taka	
31-Mar-21	31-Dec-20
(32,602,947,528)	(32,147,449,393)
221,810,246	221,810,246
(146.99)	(144.93)
(146.99)	(144.93)



3 Earnings per share (EPS):

	Amount in Taka	
	31-Mar-21	31-Mar-20
Net profit after tax	(519,295,541)	(979,959,166)
Number of shares outstanding	221,810,246	221,810,246
EPS per share	(2.34)	(4.42)
EPS per share (Restated)	(2.34)	(4.42)

4 Net Operating Cash Flow per share

	Amount in Taka	
	31-Mar-21	31-Mar-20
Net cash flow from operating activities	(597,786)	(1,363,211,960)
Number of shares outstanding	221,810,246	221,810,246
NOCFPS	(0.00)	(6.15)
NOCFPS (Restated)	(0.00)	(6.15)

5 Reconciliation of Operating Activities of Cash Flows:

	Amount in Taka	
	31-Mar-21	31-Mar-20
Interest receipts in cash	79,930,885	414,303,577
Interest payments	(331,144,822)	(1,132,974,214)
Dividend receipts	1,403,742	1,990,268
Fees, commission & brokerage receipts in cash	30,450,755	20,821,544
Recoveries of loans previously written off	200,000	300,000
Cash payments to employees	(26,305,387)	(28,857,660)
Receipts from other operating activities	47,954	110,021
Payments for other operating activities	(12,695,148)	(19,351,668)
Increase in lease and loans	90,171,011	152,156,523
Income tax paid	(2,500,767)	(6,357,212)
Increase in deposit and other accounts	175,435,870	(1,004,036,605)
Increase in other liabilities	(6,390,047)	292,050,745
Increase in other assets	798,167	(53,367,279)
Cash flows from operating activities	(597,786)	(1,363,211,960)

